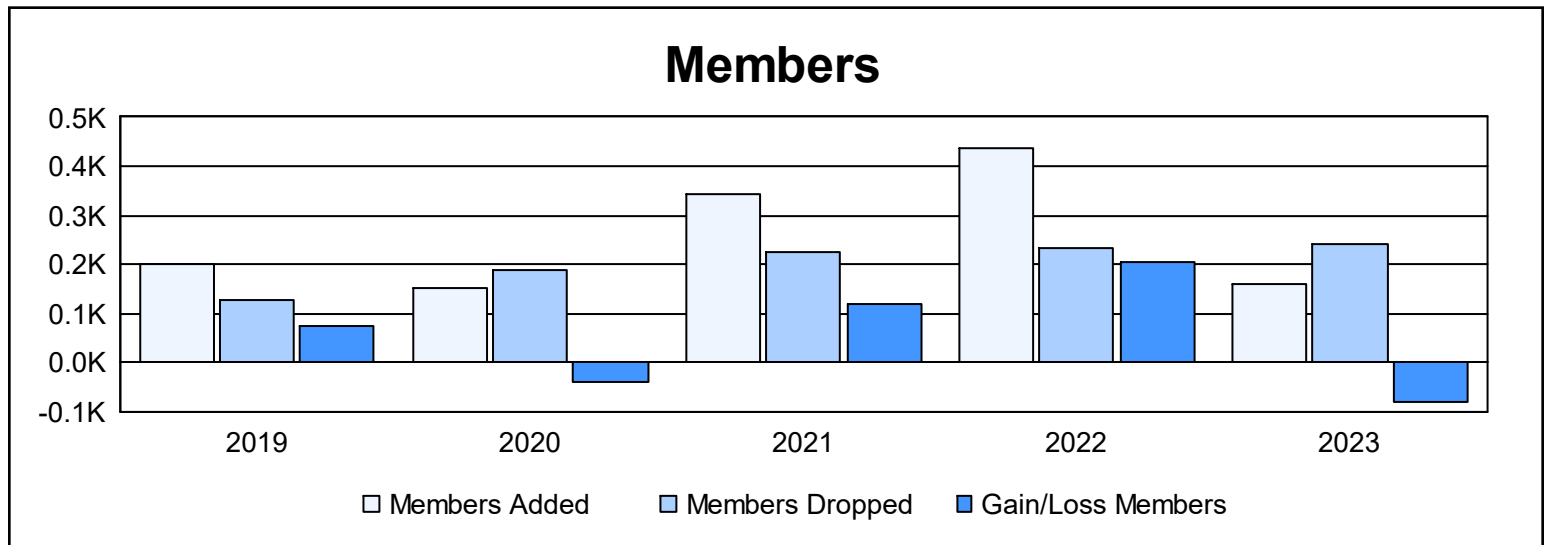
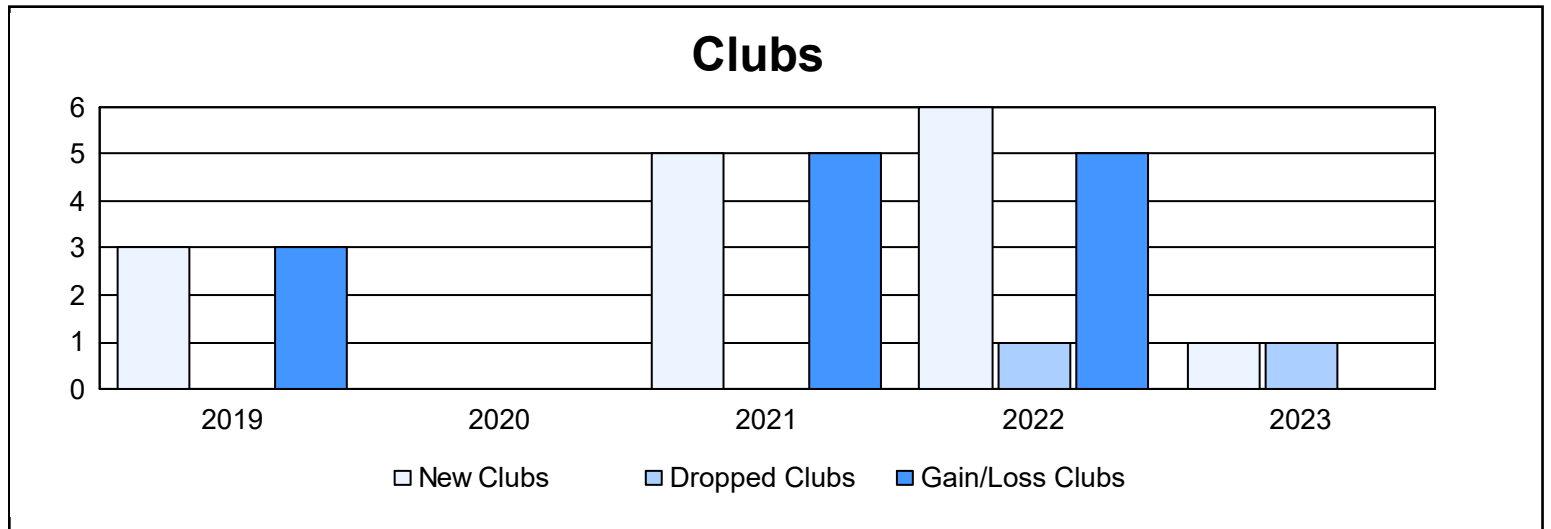
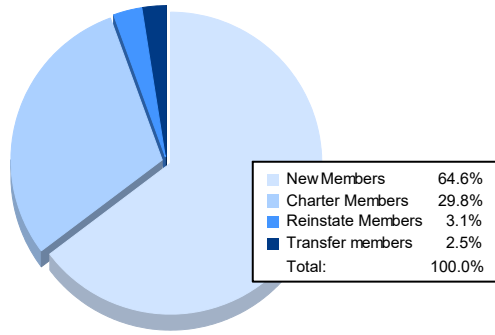


Year	New Clubs	Dropped Clubs	Gain/Loss Clubs	New Members	Charter Members	Reinstate Members	Transfer Members	Total Member Added	Total Members Dropped	Gain/Loss Members
2018-2019	3	0	3	104	84	10	4	202	128	74
2019-2020	0	0	0	72	29	50	0	151	189	-38
2020-2021	5	0	5	169	126	43	4	342	224	118
2021-2022	6	1	5	230	199	9	0	438	235	203
2022-2023	1	1	0	104	48	5	4	161	241	-80
<b>Average</b>	<b>3</b>	<b>0</b>	<b>3</b>	<b>136</b>	<b>97</b>	<b>23</b>	<b>2</b>	<b>259</b>	<b>203</b>	<b>55</b>



### Membership Composition June 2023 Cumulative



### Gender Composition June 2023 Cumulative

